

CSCS Cards & Affiliated Card Schemes Validation.

What are the Features, Advantages and Benefits?

Features

- Checks **CSCS** and **affiliated cards** against scheme databases and ties results to each worker profile.
- **Enforces** verified competence at access control and feeds status into reports and audit trails.
- Weekly **auto-revalidation** for any in-date card.



Advantages

- Cuts manual admin and errors by **automating** pre-site and ongoing checks.
- Stronger **access control** so expired or unqualified workers cannot enter.
- **Audit-ready** evidence with time-stamped validation history.

Benefits

- **SHEQ**: lowers incident risk and supports **Building Safety Act** scrutiny.
- **Operations**: faster onboarding and fewer access delays.
- **Commercial**: reduces rework, protects program and margin through assured competence.




Practical Tip 1:

Use MSite's **Alerts & Notifications** feature to set up an **Accreditation Alert** to receive an email informing you when workers on your site have accreditations expiring soon, avoiding any manual updates or access interruptions.

Click [HERE](#) for the how-to guide or scan the **QR Code**.





CSCS Cards & Affiliated Card Schemes Validation.

How does the auto-validation work?

- MSite revalidates any **in-date** CSCS and affiliated cards **weekly**.
- If an operative recertifies more than a **week before expiry**, their MSite worker profile updates **automatically** after the next weekly check.
- We **do not** auto-revalidate expired cards due to the large number of profiles/cards on the MSite database.
- If a card is **allowed to expire** and is then recertified, the new expiry must be entered on the worker's MSite record **manually**, which triggers revalidation.



CSCS Cards and Affiliated Card Schemes

Import CSCS Card

Add

Please Note: At least one valid Accreditation is required for access onto site. Click 'Add' to provide required information.

Edit

Delete

(CSCS) Construction Skills Certification Scheme

Expires: 01/09/2025

- **Not Validating?** – If the card data is not accurate or in the incorrect format, it will not validate. To check the validity of the data and format go to <https://cscsmartcheck.co.uk/>.




Practical Tip 2:

There may be times where the validation process is delayed and shows as pending. If this is the case and you have confirmed its validation, you can **manually override** the expiry date within the worker profile.

Click [HERE](#) for the how-to guide or scan the **QR Code**.





Adding CSCS Cards & Affiliated Card Schemes.

CSCS Card Validation.

During the completion of a **worker profile**, a **CSCS Card & Affiliated Card Schemes** accreditation will need to be added.

Depending on the project and the main contractor, some **accreditations** will be **mandatory**. These will be marked with an asterisk (*) within the drop-down list.



MSite work with **CSCS** to **validate** all **Alliance Members** listed below:

- ACAD
- ACE
- ADIA
- ADSA (DHF)
- ALLMI
- AMI
- Allianz UK
- BFBI
- British Engineering Services
- CCDO
- CISRSCPCS
- CSCS
- CSR
- CSWIP
- DSA
- ECS (UR)
- ECS (SJIB)
- EUSR
- Engineering Services Skillcard
- FASET
- FISS
- GEA
- HSB
- ICATS
- IEXPE
- IPAF
- JIB PMES
- LEEA
- LISS
- Lloyds British
- MPQC
- NPORS
- PASMA
- Q-card
- SAFed
- SEIRS
- SICCS
- SNIJIB
- TICA
- TTM
- Train the painter

The integration with the **CSCS database** requires the data entered to be **100% accurate** including **personal details**, **card number** and selecting the **correct affiliated accreditation*** from the list.

Any mistake will result in the data not being validated.

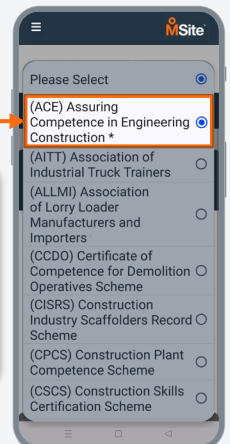
*All **CSCS Affiliated Cards** have the CSCS logo (see image - **top right**).


CARDS WITHOUT THE HOLOGRAM LOGO WILL NOT VALIDATE!

However, the **name** of the accreditation will be elsewhere on the card. (see image - **bottom left**).



When selecting from the **drop-down list** ensure you choose the **correct accreditation**.






Adding CSCS Cards & Affiliated Card Schemes.

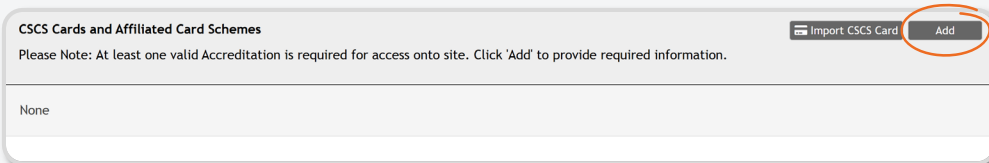
CSCS Card Validation.

To access CSCS card validation select Workers from the MSite Toolbar.



Next, search for the worker & click on their name.

Scroll down to CSCS Cards & Affiliated Card Schemes and select Add.



Select the relevant accreditation option from the dropdown list, then.

- Enter the Certification Number
- Upload a photo of the front/back of the card

All details must be accurate and correct for the validation to work.

- Click [Add](#) and then click [Save](#)

