

Supervisor App – Scan QR Code.

Follow this guide for the Scan QR Code feature on the Supervisor App.

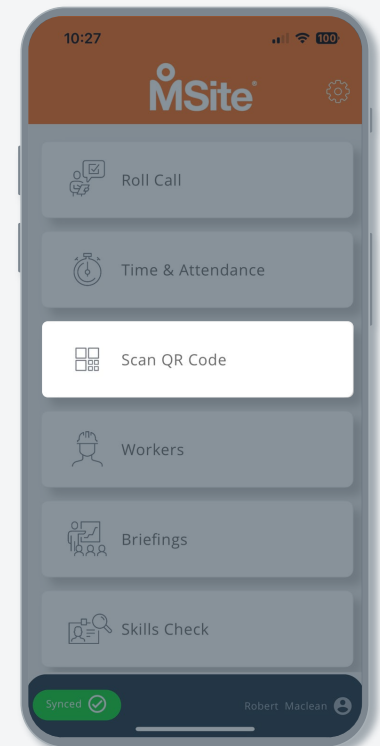

The **Scan QR Code** feature allows you to use the camera on your smartphone to take a worker photo and link it directly to their MSite profile.

What's the benefit?


Save time. No need to take a photo with your device then manually upload it to your PC to then link it to the worker's MSite profile.

How do I do it?

- First, open the worker profile
- Then, select the **QR Code** icon beneath the profile photo holding image



Please note: When using facial recognition for a worker, ensure that the **"Use face biometrics"** box is ticked .



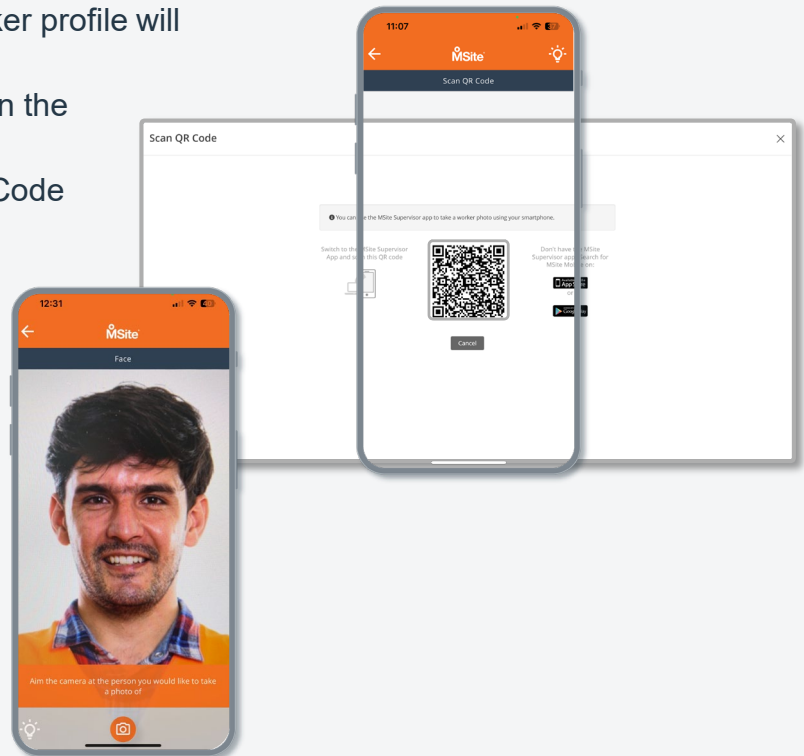
Supervisor App – Scan QR Code.

Follow this guide for the Scan QR Code feature on the Supervisor App.

- **Next**, a QR Code linked to the worker profile will be displayed on the screen
- Select the **Scan QR Code** button on the Supervisor App home screen
- Then, use the app to scan the QR Code
- **Now**, use the camera to take a photo of the worker


Please note: Follow the guide prompts to ensure a passport quality photo is taken.

Once complete, the profile photo in the workers MSite profile on your PC will update with the new image.



- Finally, ensure you click save on the worker's profile to update with the new image.

Personal Details	
First Name *	Joe
Last Name *	Bloggs
Contractor *	Bloggs Construction
Role *	Supervisor
Trade	Bricklaying and Stonework
Date of Birth *	01/01/1990
Postcode	17 9pw
Contact Number	07500000000
Email Address	joebloggs@gmail.com
Vehicle Registration	



Upload Capture Scan

☒ Use face biometrics

Quality Check ✓