


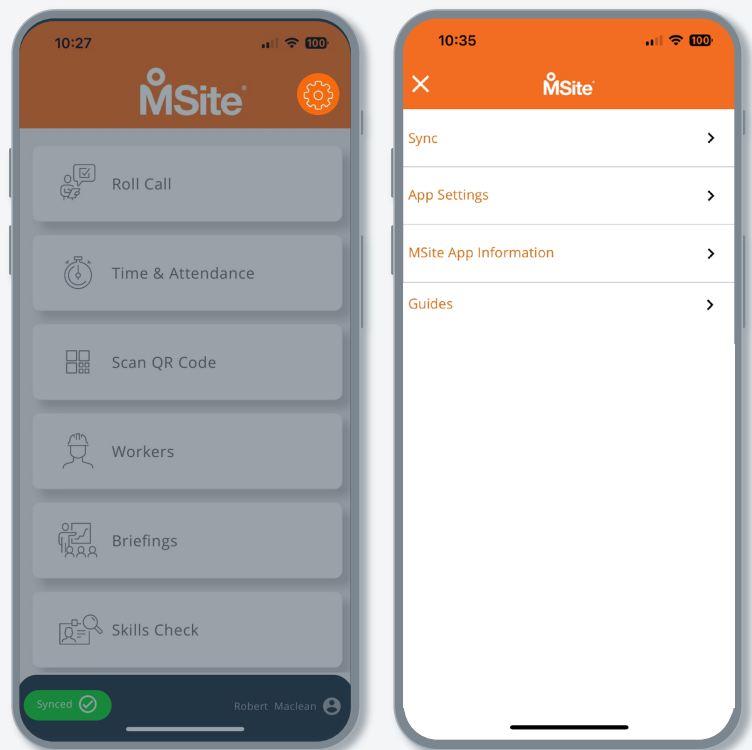
# Supervisor App – Settings.

Follow this guide on the different settings on the Supervisor App.

To navigate to the settings menu on the Supervisor App select the  icon.

You will now be presented with the below options:

- Sync
- App Settings
- MSite App Information
- Guides





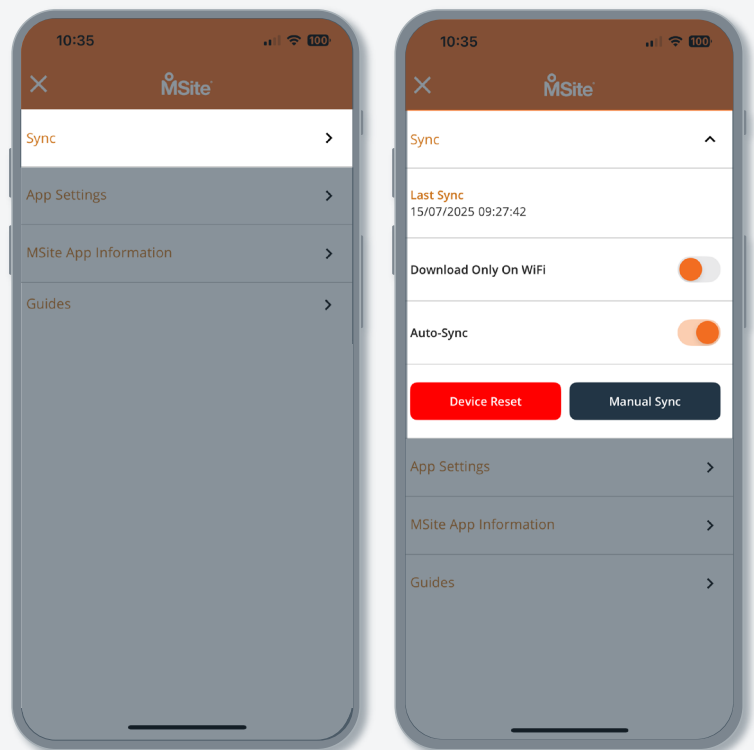
# Supervisor App – Settings.

Follow this guide on the different settings on the Supervisor App.

**Sync** - Click on the Sync button to view all sync options.

You will now be presented with the below options:

- **Last Sync:** View the last time app was synced with MSite
- **Download Only On WiFi:** Choose whether to only download on WiFi or, use cellular data
- **Auto-Sync:** Choose if you require the app to Auto Sync (recommended)
- **Device Reset:** Reset the device back to factory settings
- **Manual Sync:** Action a manual sync to force data through





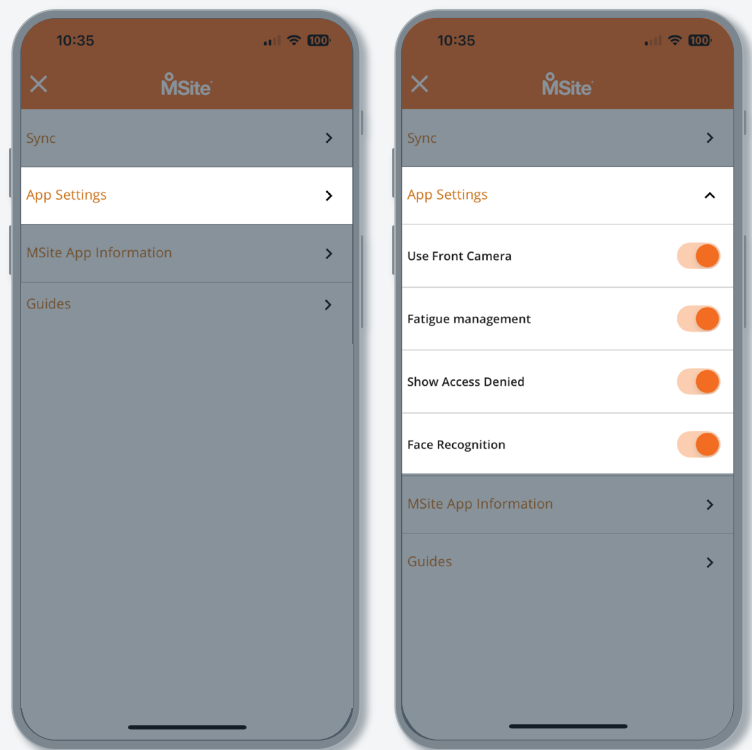
# Supervisor App – Settings.

Follow this guide on the different settings on the Supervisor App.

**App Settings** - Click on the App Settings button to view all app options

You will now be presented with the below options:

- **Use Front Camera:** Is required for face scanning on the Supervisor App.
- **Fatigue Management:** This is needed to take into account the workers travel to site for the working hours. Will require the worker to enter a postcode that they have travelled From/To site.
- **Show Access Denied:** Will show a message if a worker is denied using the clocking in.
- **Face Recognition:** This is required to enable use of the recognition software along for Skills Checks, Worker Search and Time & Attendance.





# Supervisor App – Settings.

Follow this guide on the different settings on the Supervisor App.

**MSite App Information & Guides** - Click on the buttons to view all options.

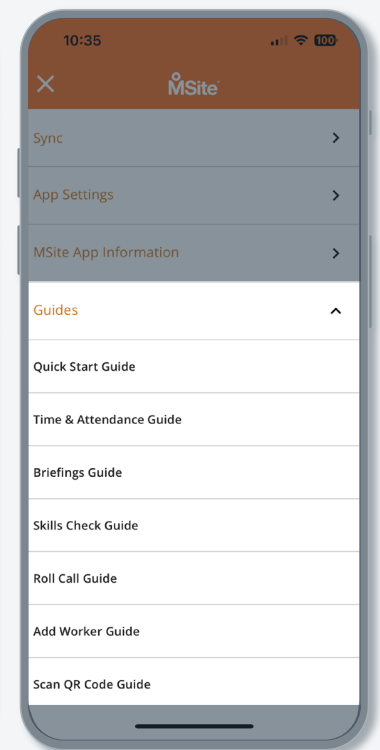
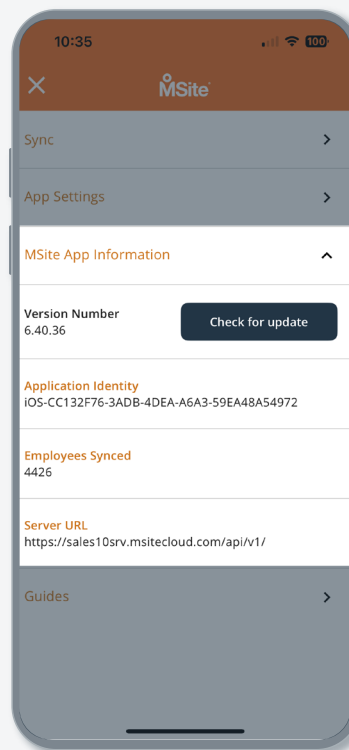
You will now be presented with the below options:

**MSite App Information:** Here you will see the details relating to:

- **Version Number** - check that the version you are using is the most up to date, ensuring the best possible performance.
- **Application Identity**
- **Employees Synced**
- **Server URL** - is linked to the version number of the app being used

**Guides** - to help getting started on the Supervisor App, including:

- **Quick start**
- **Time & Attendance**
- **Briefings**
- **Skills Checks**
- **Roll Call**
- **Adding Workers**
- **Scanning QR Codes**



More in depth guides for App capabilities can be found on the MSite Training Hub.