

SUPERVISOR APP

Logging In

The **MSite Supervisor App**, gives access to a multitude of features to the user. Features such as **Roll Call**, **Skills Check** and **Mobile Time & Attendance**. To use the **MSite Supervisor App**, you will need to have this function activated on your **MSite User Account**. Please contact your **MSite Administrator** or **MSite Account Manager** if you do not have this function activated.

Below shows how to log in to the **MSite Supervisor App**.

Supervisor App Logging In

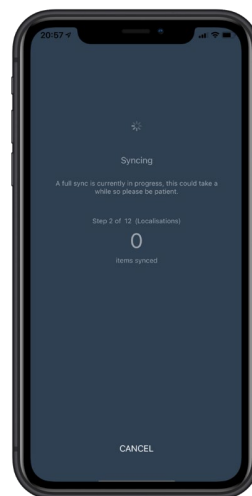
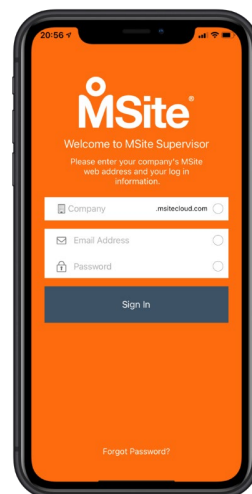

To login into the app, enter your log in details:

- **Company:** usually **YourCompanyName.msitecloud.com**
(Must not contain spaces. Is not case sensitive)
- **Email Address:** **You@youremail.com**
- **Password:** **Your password**
- Select **Sign in**

Initial Sync:

- **First Sync may take longer**
(Internet connection required)
- **After syncing, the app can be used offline**

You can download the **MSite Supervisor App** from the **Apple App Store** or **Google Play Store**



+44 (0) 333 456 2001