

SITE ASSOCIATION

What is Site Association?

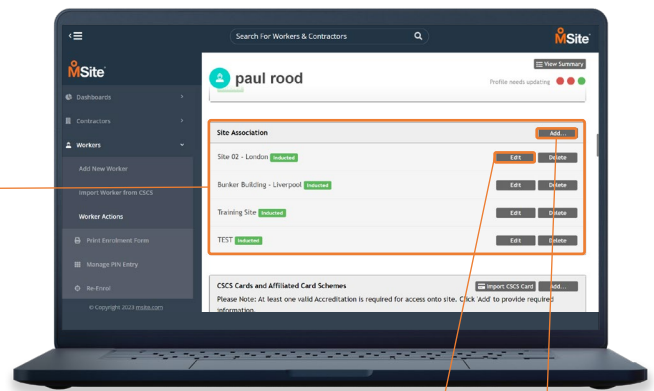
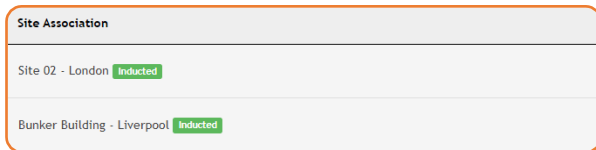
Site Association is the **site(s)** a worker in MSite has **access** to. Unless the **Site Association** has been completed, the worker will not be able to use the MSite turnstile or clock in/out of a site.

SITE ASSOCIATION CHECKS

Remember, a worker cannot access a site or clock in/out of a site unless marked as **Inducted** on **Site Association**.

Checking Site Association

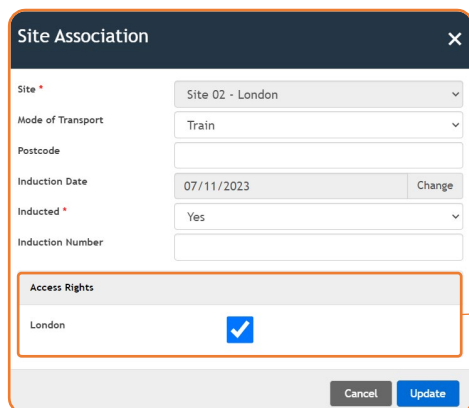
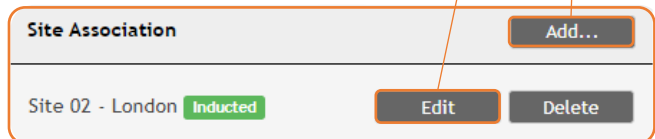
A workers **Site Association** can be found on the worker profile in MSite under **Site Association**.



If a worker is required to **clock in/out** of site via the **MSite Face mini, supervisor App, or Workforce App**. It is important that the worker has been marked as **Inducted** against the site.

To Add a new site select **ADD**.

For Existing Sites select **EDIT**.



For sites that use **MSite Turnstiles**, the worker will also require the **Access Rights** box to be **Ticked**.

